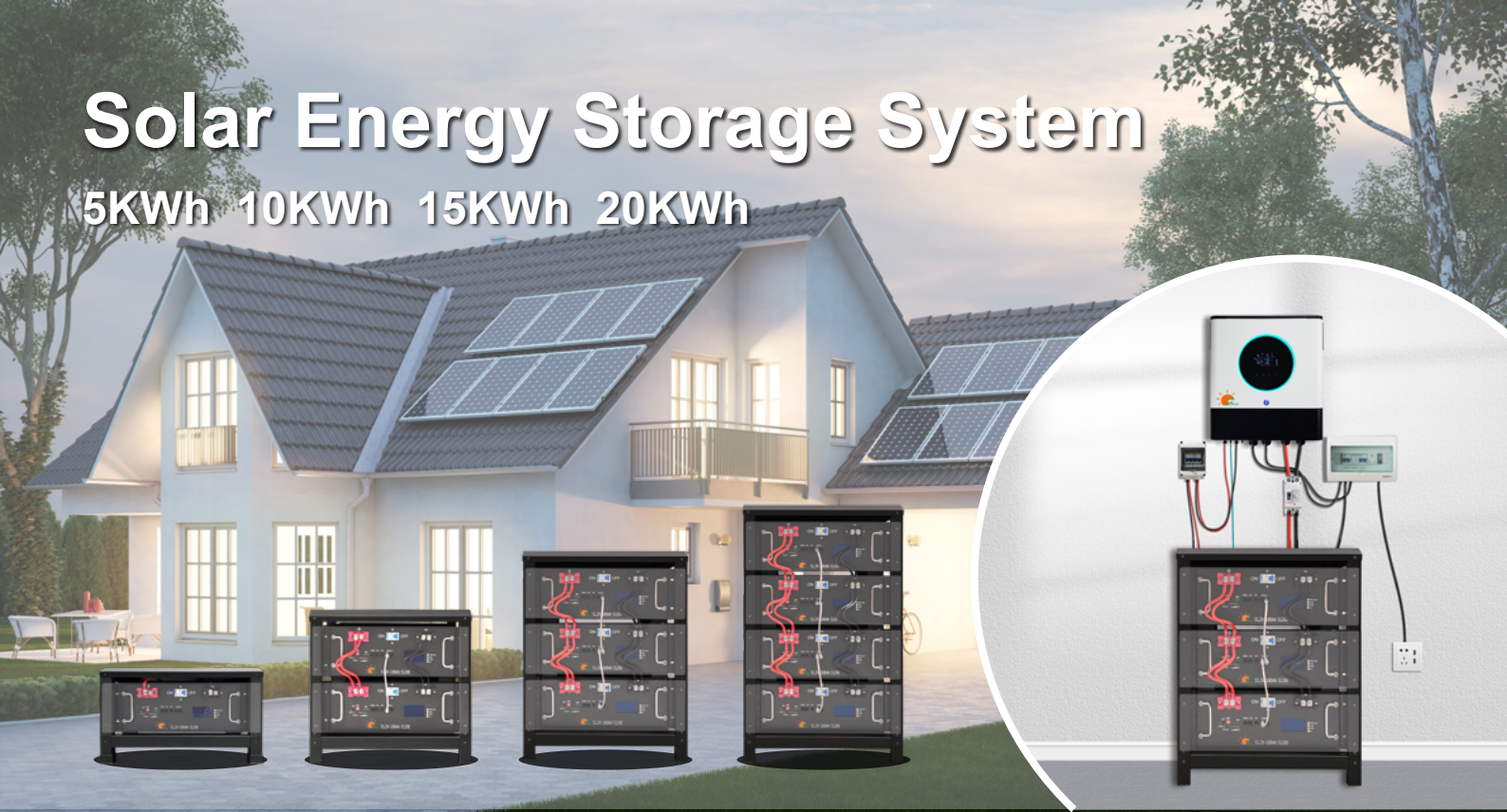


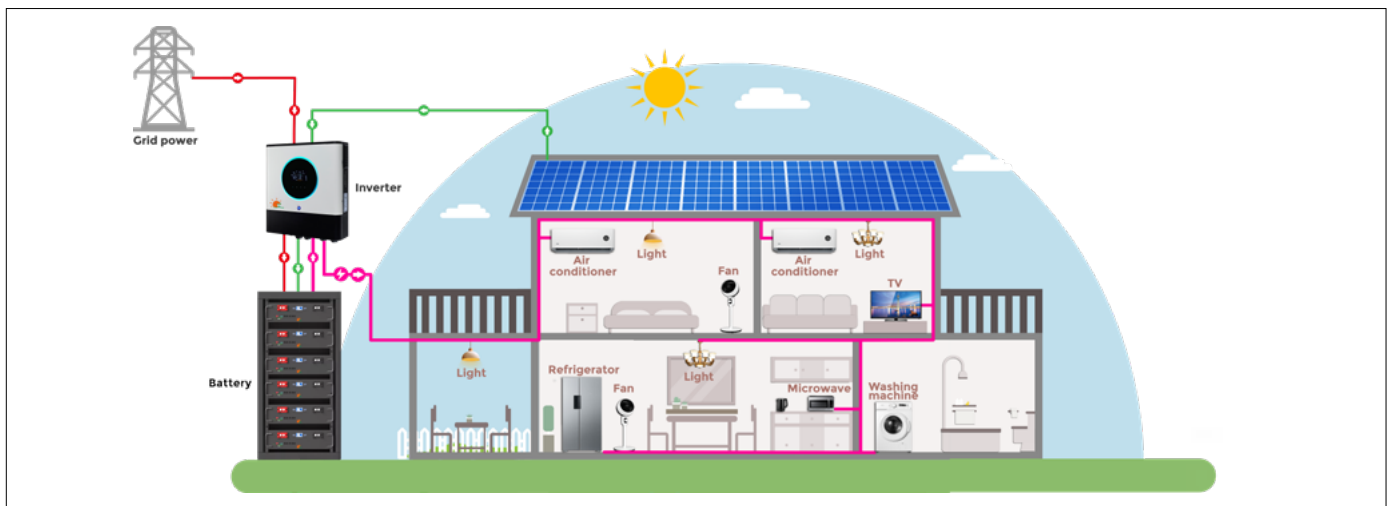
# Solar Energy Storage System

5KWh 10KWh 15KWh 20KWh




## ■ Features

- Smart inverter built-in MPPT tracker
- Enhanced AC/solar charger to 1C
- Programmable supply priority for PV, battery or grid
- User-adjustable battery charging current
- Battery independent design
- Monitoring APP (Andriod and iOS) for real-time status display and parameter control
- Compatible to utility and generator
- Lithium Iron Phosphate (LFP) cell



## ■ Configuration



Solar Panel



Hybrid Inverter



LFP Battery



Distribution Box



Cables



Mounting Bracket





## Specification / 參數表

Model No. / 型號	SESS-1.25KWh
Nominal output power / 標稱輸出電壓	1000W
Solar power input / 光伏輸入功率	500Wp
Battery capacity / 電池容量	1.28KWh
Battery type / 電池類型	LFP(LiFePO4) / 磷酸鐵鋰電池
<b>Hybrid Inverter specification / 混合型逆變器參數</b>	
Rated power / 額定輸出功率	1000VA/1000W
Surge power / 峰值功率	2000VA
Waveform / 波形	Pure sine wave
AC Voltage Regulation (Batt.Mode) / 輸出電壓範圍	220VAC~240VAC
Inverter Efficiency (Peak) / 最大效率	90%
Transfer Time / 轉換時間	15ms(For personal computers) / 20ms (For home appliances)
AC input voltage / 交流輸入電壓	230Vac
Frequency Range / 電壓頻率範圍	50Hz / 60Hz (Auto sensing)
Maximum PV Array Open Circuit Voltage / 最大光伏開路電壓	102Vdc
PV Array MPPT Voltage Range / MPPT工作電壓範圍	15-80Vdc
Maximum PV Array Power / 最大光伏輸入功率	500Wp
Maximum Solar Charge Current / 最大光伏充電電流	40A
Maximum AC Charge Current / 最大交流充電電流	20A
Dimension(mm) / 尺寸	88x225x320
Net Weight (KGS) / 重量	4.5
<b>Battery Module / 電池模塊</b>	
Nomal voltage / 標稱電壓	12.8V
Capacity / 電池容量	100Ah
Full charge voltage / 充滿電壓	14.6V
Full discharge voltage / 放電截止電壓	10.8V
Charge current / 充電電流	20A(0.2C)
Max. charging current / 最大充電電流	100A
Max. discharging current / 最大放電電流	100A
Protection / 電池保護	PCM,Breaker
Dimension(mm) / 尺寸	300*370*120
Net Weight (KGS) / 重量	12
Number of modules / 電池模塊數量	x1
<b>Other / 其他</b>	
Relative humidity / 工作相對濕度	5% to 95%
Operating temperature / 工作溫度	-10℃ to +50℃
Storage temperature / 存放溫度	-15℃ to +60℃

## Common Consumption/ 常用電器用電參考

Individual device 設備	Power(Ref.) 功率	Qty 數量	Working hours per day 日均工作時長	Power consumption per day 日均用電量
LED Light / LED燈	5W	1	6h	30Wh
TV(50') / 電視 (50寸)	75W	1	4h	300Wh
Computer / 電腦	60W	1	4h	240Wh
Fan / 電風扇	20W	1	6h	120Wh
Fridge / 冰箱	100W	1	24h	800Wh
Fax / 傳真機	150W	1	0.5h	75Wh
Washing machine / 洗衣機	300W	1	0.5h	150Wh
Printer / 打印機	250W	1	0.5h	125Wh
Electric kettle / 電熱水壺	800W	1	0.5h	400Wh

